

PPM-350D PON power meter


TEST ANY PON TECHNOLOGY WITH ONE INTELLIGENT INSTRUMENT

- This intelligent PON power meter automatically detects and adapts test parameters to the PON technology in use at the customer premises, thanks to its groundbreaking, patented PON-aware™ capability.

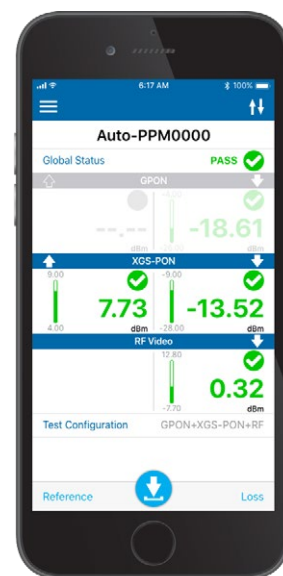
COMPATIBLE WITH
EXchange

FTTx
Test solutions

PON-aware™



Available for iOS®
and Android™



KEY FEATURES

- Unique PON-aware™ capability automatically detects PON technology in use
- Compatible with GPON and EPON networks
- Supports 10G-capable PON networks
- Pass-through mode for ONT/ONU verification
- Bluetooth® and USB connectivity
- Smart app to store and share test results, create test reports
- Compact, rugged and designed to comply with the IP54 enclosure standard
- Rechargeable battery lasts for up to 8 hours of continuous use

APPLICATIONS

- Single-layer PON service activation
- Multi-layer PON service activation
- Insertion loss testing
- Multiple PON technologies supported on a single unit:
 - GPON (ITU-T G984.2)
 - EPON (IEEE 802.3)
 - XG(S)-PON (ITU-T G987.2)
 - TWDM NG-PON2 (ITU-T G989.2)
 - RF overlay
 - RFoG (ANSI/SCTE 174 2010)

RELATED PRODUCT



Fiber inspection scope
FIP-400B wireless

NEXT-GENERATION PON COMPLIANT

Next-generation passive optical networks (PONs) will, in most cases, leverage the existing outdoor plant infrastructure already in use for current PON customers. This adds a level of complexity to PON testing since multiple wavelengths will reach the end user at the service activation location. Having the right instrument is vital to avoid meaningless test results or false positives.

EXFO's PPM-350D can be used in legacy and next-generation PON scenarios. It is compatible with single-layer PON and RF overlays as well as mixing a next-generation layer on top of it. The PPM-350D affords the unique ability to test several next-generation PON technologies (XGS-PON, NG-PON2) with a single unit. With the same PPM-350D test unit you can tackle today's increasing field complexities and you are already equipped for tomorrow's PON challenges.

PON-AWARE TECHNOLOGY

Deploying a mix of legacy and next-generation equipment? No problem. By relying on pre-configured and customizable test configurations, the PPM-350D automatically detects the type of network under test and self-adjusts the pass/fail criteria for error-free testing.

EQUIPEMENT AND MOBILE APP OVERVIEW



Example of a triple layer network with GPON, XGS-PON and an RF video overlay. PON-aware™ technology helps technicians validate the service activation for GPON and XGS-PON customers with a single test configuration. The PON-aware™ feature automatically detects the service being activated and provides a clear pass/fail status according to that service.

Layer	Power (dBm)	Loss (dB)	Status
GPON	-18.61	-	PASS
XGS-PON	7.73	-13.52	PASS
RF Video	0.32	-	PASS

REPORTING

Create complete service activation reports directly from your mobile device.

LOSS TESTING

On top of using it for PON service activation, the PPM-350D can be used to measure insertion loss (IL) of fiber networks using a portable light source or the PON system transmit cards of the optical line terminal (OLT) at the central office. The PPM-350D and the mobile application feature a loss testing mode to take a reference for accurate IL measurement of the fiber under test.

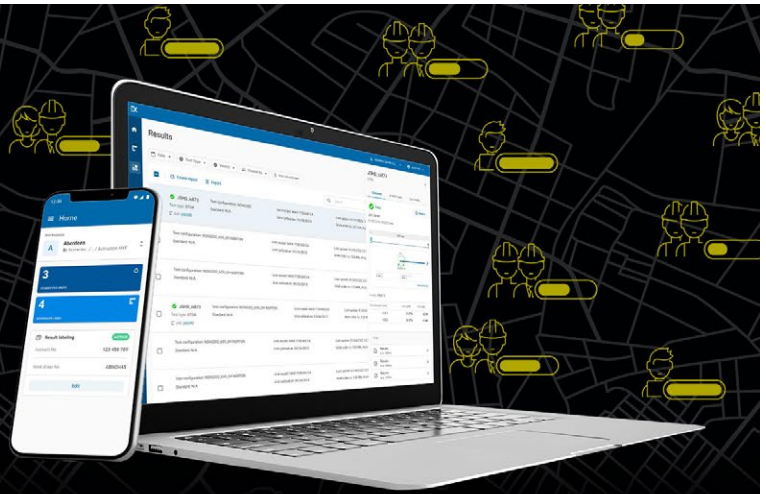




SHARE TEST RESULTS. BOOST COMPLIANCE. UNLOCK INSIGHTS.

Cloud-hosted solution for sharing test results and ensuring compliance.

Paired with EXFO's leading test instruments, EXFO Exchange drives an entire ecosystem, while integrating seamlessly with existing operation processes.



KEY BENEFITS



Automate test results management



Boost compliance and efficiency



Improve collaboration and visibility



Access comprehensive reporting




Unlock insights to see what matters

SIMPLE SETUP IN THREE STEPS

1

Create your free EXFO Exchange account

Begin your journey by creating an EXFO Exchange account. Setting up your account is quick and easy.



2

Install the mobile app

Download the EXFO Exchange app to allow test data from compatible EXFO devices to be uploaded securely to the cloud (free of charge).



For MaxTester and FTB users, install the native app.




3

Save time and boost efficiency

Once your account created—and the mobile app installed and paired with compatible EXFO devices—all test results will be sent to the cloud. On the web app, you will see field test results from all invited testers.



Get started >

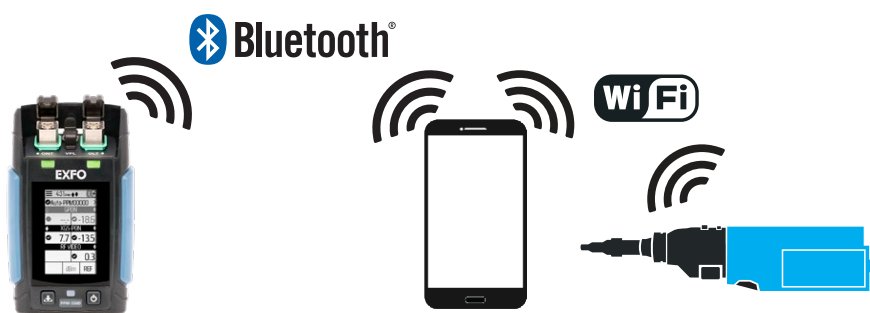


FIBER CONNECTOR INSPECTION AND CERTIFICATION– THE ESSENTIAL FIRST STEP BEFORE ANY OPTICAL TESTING

Taking the time to properly inspect a fiber optic connector using an EXFO fiber inspection scope can prevent a lot of issues from arising further down the line, thus saving you time, money and trouble. Moreover, using a fully automated solution with autofocus capabilities will turn this critical inspection phase into a fast and hassle-free one-step process.

DID YOU KNOW THAT THE CONNECTOR OF YOUR TEST INSTRUMENT IS ALSO CRITICAL?

The presence of a dirty connector at a test instrument port or test jumpers can negatively impact your test results, and even cause permanent damage during mating. Therefore, it is critical to regularly inspect these connectors to ensure that they are free of any contamination. Making inspection the first step of your optical testing is a best practice that will maximize the performance of your instrument and your efficiency.



FEATURES	WIRELESS	
	Semi-automated FIP-425B	Fully automated FIP-435B
Three magnification levels	•	•
Image capture	•	•
Five-megapixel CMOS capturing device	•	•
Automatic fiber image-centering function	•	•
Automatic focus adjustment		•
On-board pass/fail analysis	•	•
Pass/fail LED indicator	•	•
WiFi connectivity	•	•

THREE PON OPTIONS

Available in three options, this instrument is tailored to fit your needs. Choose between single- or dual-layer PON testing and RF overlay supporting RF video.



	UPSTREAM (nm)	DOWNSTREAM (nm)	PPM-350D-SR	PPM-350D-D	PPM-350D-DR
GPON (ITU-T G984.2)	1310	1490	•	•	•
1G EPON (IEEE 802.3)	1310	1490	•	•	•
XG/XGS-PON (ITU-T G987.2)	1270	1578		•	•
TWDM NG-PON2 (ITU-T G989.2)	1524 to 1544	1596 to 1603		•	•
10G EPON (IEEE 802.3)	1270	1577		•	•
RF video overlay		1550	•		•
RFoG (ANSI/SCTE 174 2010)	1310 or 1610	1550	•		•

VISUAL FAULT LOCATER OPTION

The PPM-350D's optional visual fault locator (VFL) enables quick and easy troubleshooting to identify breaks, bends and faulty connectors or splices, as well as other causes of signal loss. This valuable option helps you shorten time-to-restoration cycles and increase the productivity of your field crews.

FTTx SPECIFICATIONS

		Spectral passband (nm)	Power measurement range (dBm)	Calibrated wavelength (nm)	Maximum total safe power (dBm)
ONT/ONU	Upstream 1270 nm, burst mode	1260 to 1280	-10 ^a to 13	1270	16
	Upstream 1310 nm, burst mode	1290 to 1330	-30 ^a to 13	1310	
	Upstream 1524-1544 nm, burst mode	1330 to 1630 ^b	-10 ^a to 13	1534	
	Upstream 1550 nm, burst mode	1330 to 1630	-10 ^a to 13	1550	
	Upstream 1610 nm, burst mode	1330 to 1630 ^b	-10 ^a to 13	1610	
OLT	Downstream 1490 nm	1480 to 1500	-50 to 13	1490	17
	Downstream 1550 nm	1540 to 1560	-35 to 26	1550	27
	Downstream 1577-1578 nm	1573 to 1630	-50 to 17	1578	20
	Downstream 1596-1603 nm	1573 to 1630	-50 to 17	1600	
	Downstream 1610 nm	1573 to 1630	-50 to 17	1610	
ORL (dB)	60 ^{a, c}				
Pass-through insertion loss (dB)	1.5 ^a				
Power uncertainty (dB)	0.5 ^{a, d}				

VISUAL FAULT LOCATOR (VFL) (OPTIONAL)

Laser, 650 nm \pm 10 nm

CW/Modulate 1 Hz

Typical P_{out} in 62.5/125 μ m: > -1.5 dBm (0.7 mW)

Laser safety: Class 2

LASER SAFETY



a. Typical, at 23 °C \pm 3 °C and with SC/APC connectors.

b. For model PPM-350D-DR, 1555 nm \pm 5 nm is excluded from the spectral passband.

c. At calibrated wavelength.

d. At input level 2 dBm, CW.

GENERAL SPECIFICATIONS

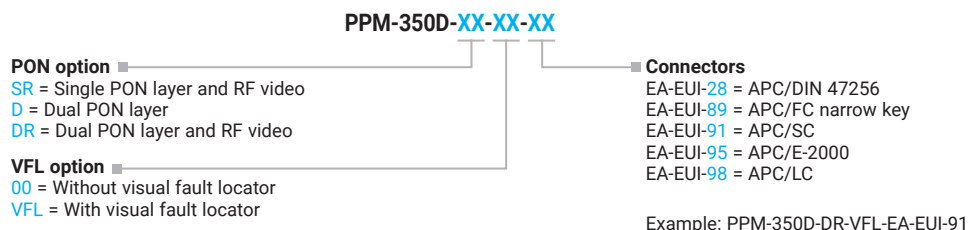
Storage capacity	Up to 3500 results
Battery autonomy	8 hours of continuous use
Battery charge time (hours)	< 2
Display resolution (dBm)	0.01
Measurement units	dB, dBm
Dimensions (H x W x D)	154 mm x 88 mm x 41 mm (6 1/16 in x 3 1/2 in x 1 5/8 in)
Display size	69 mm (2.7 in)
Weight	420 g (0.93 lb) ^a
Display type	Reflective
Display pixel count	400 x 240
Temperature	Operating: 0 °C to 50 °C (32 °F to 122 °F) Storage: -40 °C to 70 °C (-40 °F to 158 °F)
Connector	USB type C
Connectivity	Bluetooth low energy
Smart device OS compatibility	Android 6 and above, iOS 11 and above

STANDARD ACCESSORIES INCLUDED

Instruction manual (soft copy)	
Certificate of calibration (hard copy)	
GP-3257	USB-A to USB-C cable
GP-2227	USB AC adapter
GP-2275	Wrist strap
GP-2274	Protective cover for optical ports
GP-2277	Rechargeable battery
GP-10-071	Soft carrying case
GP-10-104	Rigid carrying case
GP-1008	VFL adapter for 1.25 mm ferrule

a. PPM-350D-SR model

ORDERING INFORMATION



EXFO headquarters T +1 418 683-0211 Toll-free +1 800 663-3936 (USA and Canada)

EXFO serves over 2000 customers in more than 100 countries. To find your local office contact details, please go to www.EXFO.com/contact.

For the most recent patent marking information, please visit www.EXFO.com/patent. EXFO is certified ISO 9001 and attests to the quality of these products. EXFO has made every effort to ensure that the information contained in this specification sheet is accurate. However, we accept no responsibility for any errors or omissions, and we reserve the right to modify design, characteristics and products at any time without obligation. Units of measurement in this document conform to SI standards and practices. In addition, all of EXFO's manufactured products are compliant with the European Union's WEEE directive. For more information, please visit www.EXFO.com/recycle. **Contact EXFO for prices and availability or to obtain the phone number of your local EXFO distributor.**

For the most recent version of this spec sheet, please go to www.EXFO.com/specs.

In case of discrepancy, the web version takes precedence over any printed literature.