

FTBx-9160

OPTICAL SWITCH



- Provides low-loss and repeatable fiber-to-fiber switching. Compact modular format ideal for test system integration.

EXFO | MULTILINK

KEY FEATURES

Singlemode, multimode and polarization maintaining (PM) fiber models

1×N up to 1×32

2×2 insert-bypass switching

Fast, repeatable and long life expectancy

RELATED PRODUCTS AND ACCESSORIES



Rackmount platform
LTB-8



Rackmount platform
LTB-2



Rackmount platform
LTB-12



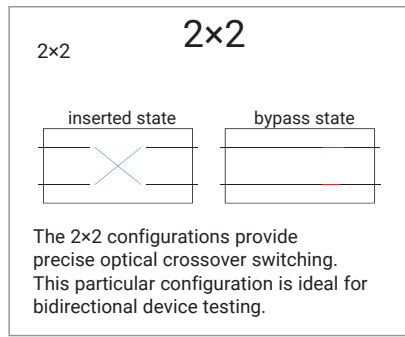
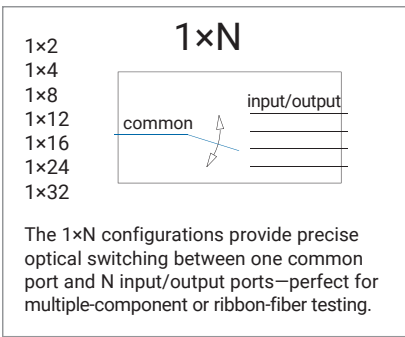
Variable attenuator
FTBx-3500



Light source
FTBx-2150



Power meter
FTBx-1750



SUPPORTING VARIOUS APPLICATIONS



Optical switches are basic components integrated in almost every test station. The FTBx-9160 offers the specifications and features to support a wide variety of applications. Choose it to:

- Analyze transmitted signals using several types of test instruments, such as an optical spectrum analyzer and a bit-error-rate tester
- Reconfigure an R&D or manufacturing test station to allow testing of several types of devices
- Test multiple devices under test (DUTs) in parallel

LABORATORY AND FIELD PLATFORMS

The FTBx-9160 is designed to be used with the LTB-2, LTB-8, LTB-12 or FTB-4 Pro platforms. EXFO platforms are highly scalable and (except FTB-4 Pro) feature hot-swap capabilities for no downtime or interruption in tests, and greatly improved efficiency.

The FTBx-9160 can easily be remote-controlled by means of the standard LAN or GPIB interface using SPCI commands, IVI drivers or any other automation software.



SPECIFICATIONS

SINGLEMODE FIBER ^a							
Switch	2×2 XT	1×2 XT	1×4	1×8	1×12	1×16	1×24, 1×32
Technology	Opto-Mech	MEMS					
Insertion loss (dB) at 1310 nm ^{b,c}	0.9			1.2	1.6	1.8	2.0
Insertion loss (dB) at 1530 nm to 1650 nm ^{b,c}	0.7			1.0	1.2	1.4	1.5
Repeatability (dB) ^d	±0.02						
Back reflection (dB) ^{c,e}	-55	-60		-55			
Crosstalk (dB) ^c	-65	-65		-60			
Polarization-dependent loss (dB) ^{c,f}	0.10						
Switching time (ms)	20		20	30			
Switch life (cycles)	>10 ⁷	>10 ⁹					
Operating wavelength (nm)	1240 to 1680						
Fiber type	Singlemode 9/125 μm						
Input power (damage threshold) (dBm)	27						

MULTIMODE FIBER ^a					
Switch	2×2	1×2	1×4	1×8	1×12
Technology	Opto-Mech	MEMS			
Insertion loss (dB) ^{b,c,g}	1.0			1.2	
Repeatability (dB) ^{c,d}	±0.02				
Stability (15 minutes) ^c	±0.01				
Back reflection (dB) ^c	-40	-40		-35	
Crosstalk (dB) ^c	-60	-60		-35	
Switching time (ms)	30				
Switch life (cycles)	>10 ⁷	>10 ⁹			
Operating wavelength (nm)	780 to 1360				
Fiber type	50/125 OM3				
Input power (damage threshold) (dBm)	27				

a. Specifications valid at 23 °C ± 5 °C.

b. Excluding connectors.

c. Typical specifications.

d. Repeatability values are for 100 cycles per switch module at constant temperature with stabilized source/meter.

e. With APC connectors.

f. At 1550 nm.

g. At 1300 nm.

POLARIZATION MAINTAINING FIBER ^a					
Switch	2×2	1×2	1×4	1×8	1×12
Technology	Opto-Mech	MEMS			
Insertion loss (dB) ^{b,c}	1.0		1.2		
Repeatability (dB) ^{c,d}	±0.02				
Back reflection (dB) ^{c,e}	-55	-60			
Stability (15 minutes) ^c	±0.01				
Crosstalk (dB) ^c	-70			-60	
Switching time (ms)	20				
PER (dB) ^c	>20 with FC/APC – Narrow key (-58 connector) >18 for all other connector options				
Axis alignment	Slow axis aligned with key				
Switch life (cycles)	>10 ⁷	>10 ⁹			
Operating wavelength (nm)	1240 to 1680				
Fiber type	PM13 Panda				
Input power (damage threshold) (dBm)	27				

GENERAL SPECIFICATIONS						
Switch	2×2, 1×2, 1×4	1×8	1×12	1×16, 1×24, 1×32		
Number of slots	1	2	3	4		
Dimensions	height width depth	25 mm (1 in) 159 mm (6 1/4 in) 185 mm (7 5/16 in)	50 mm (2 in) 159 mm (6 1/4 in) 185 mm (7 5/16 in)	75 mm (3 in) 159 mm (6 1/4 in) 185 mm (7 5/16 in)	100 mm (4 in) 159 mm (6 1/4 in) 185 mm (7 5/16 in)	
Temperature	operating storage	0 °C to 40 °C (32 °F to 104 °F) -40 °C to 70 °C (-40 °F to 158 °F)				
Maximum relative humidity	80 % non-condensing at 40 °C					
Instrument drivers	IVI drivers, SCPI commands and REST API					
Remote control	Via LTB and FTB platform services: GPIB (IEEE-488.1, IEEE-488.2), Ethernet and RS-232					
Standard accessories	User guide (available online only), certificate of compliance and test report					

a. Specifications valid at 23 °C ± 5 °C.

b. Excluding connectors.

c. Typical specifications.

d. Repeatability values are for 100 cycles per switch module at constant temperature with stabilized source/meter.

e. With APC connector.

ORDERING INFORMATION

FTBx-9160-XX-XX-XX-XX-XX

Switch configuration ■

01 = 1×N
 02 = 2×N^a

Channel configuration ■

02 = 2 channels
 04 = 4 channels
 08 = 8 channels
 12 = 12 channels
 16 = 16 channels^c
 24 = 24 channels^c
 32 = 32 channels^c

Fiber type ■

B = 9/125 μm singlemode
 C = 50/125 μm multimode
 PM13 = PM13 polarization maintaining fiber

Crosstalk optimized^b ■

XT = Crosstalk optimized

Connector ■

58 = FC/APC narrow key^d
 88 = SC/APC^d
 89 = FC/UPC
 91 = SC/UPC
 101 = LC/UPC^{c,e}
 104 = LC/APC^{c,e}
 EI-EUI-89 = UPC/FC narrow key^f
 EI-EUI-90 = UPC/ST^f
 EI-EUI-91 = UPC/SC^f
 EI-EUI-98 = UPC/LC^f
 EA-EUI-89 = APC/FC narrow key^{d,f}
 EA-EUI-91 = APC/SC^{d,f}
 EA-EUI-98 = APC/LC^{d,f}

Example: FTBx-9160-01-04-B-EI-EUI-98

- a. 2×N configurations available only with 2 channel option.
 b. XT option is available on 1x2 and 2x2 singlemode models.
 c. Singlemode models only.
 d. Singlemode and PM13 fiber only.
 e. Available for 1×32 models only.
 f. Available on 1×2, 1×4, 1×8, 1×12, 1×16, 1×24 and 2×2 models.

EXFO headquarters T +1 418 683-0211 **Toll-free** +1 800 663-3936 (USA and Canada)

EXFO serves over 2000 customers in more than 100 countries. To find your local office contact details, please go to www.EXFO.com/contact.

For the most recent patent marking information, please visit www.EXFO.com/patent. EXFO is certified ISO 9001 and attests to the quality of these products. EXFO has made every effort to ensure that the information contained in this specification sheet is accurate. However, we accept no responsibility for any errors or omissions, and we reserve the right to modify design, characteristics and products at any time without obligation. Units of measurement in this document conform to SI standards and practices. In addition, all of EXFO's manufactured products are compliant with the European Union's WEEE directive. For more information, please visit www.EXFO.com/recycle. **Contact EXFO for prices and availability or to obtain the phone number of your local EXFO distributor.**

For the most recent version of this spec sheet, please go to www.EXFO.com/specs.

In case of discrepancy, the web version takes precedence over any printed literature.