

# OTAU-9150 remote optical switch

## REMOTE 1×N MEMS-TYPE OPTICAL SWITCH UNIT

- Compact and high port-density local or remote optical switch for OTDR-based remote fiber test and monitoring applications.



### KEY FEATURES

- Reliable 1×N MEMs remote optical switch
- Available in 4, 16, 32, 64, 96 and 144 ports
- Small footprint and high port density, up to 144 ports in ½ U
- Optical transceiver module SFP communication port
- Lifetime of over 2.5 billion cycles
- Very low power consumption

### APPLICATIONS

- PON/FTTx for remote OLT (R-OLT) testing and monitoring surveillance
- Mobile fronthaul applications
- Live monitoring
- Telecommunication equipment in cabinets (EN 300 019 – Environmental condition Class 3.3)

### RELATED PRODUCTS



OTDR-based remote test unit  
RTU-2



OTDR-based remote test unit  
OTH-7000



Test Access Module Kit (TAMK)

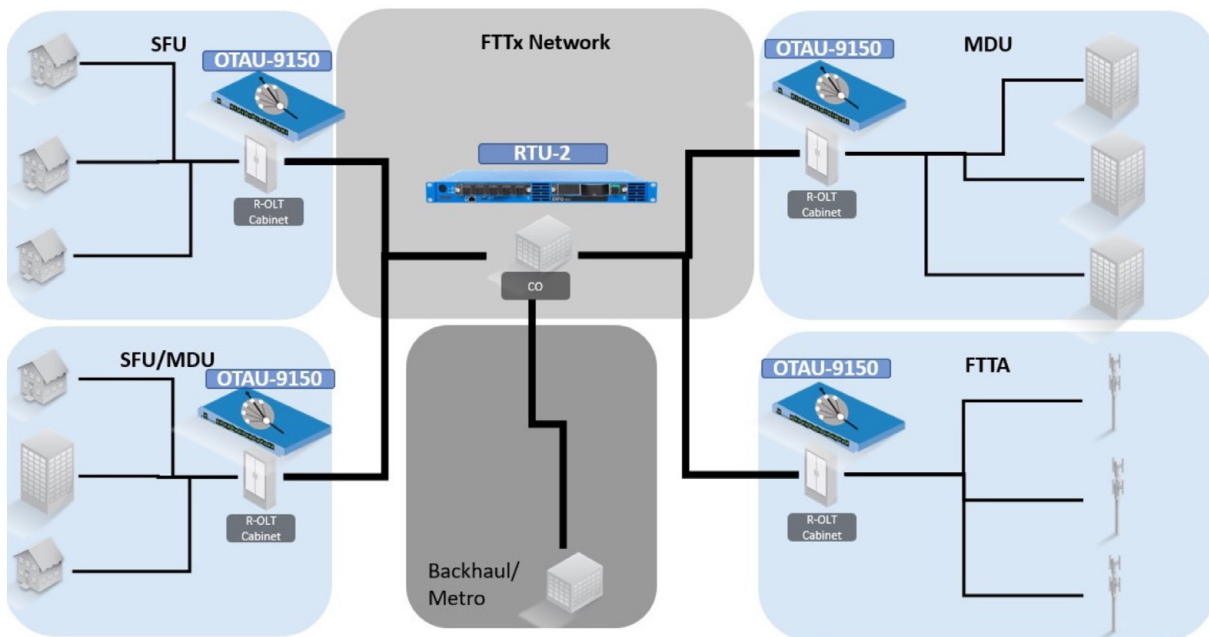
## GENERAL NETWORK APPLICATION

Broaden the reach of the OTDR test head by using the OTAU-9150 switch either locally or in any remote locations within the network. It improves alarm workflow and reduces mean time to repair (MTTR) in core, metro, access and/or FTTx/PON networks within the EXFO FMS solution. The OTAU features low insertion loss for such a high port count. Also, an OTAU model is equipped with an internal WDM which monitors live fiber networks while reducing the insertion loss on networks where the dB budgetary loss is critical.

## REMOTE SWITCH FOR REMOTE-OLT PONs

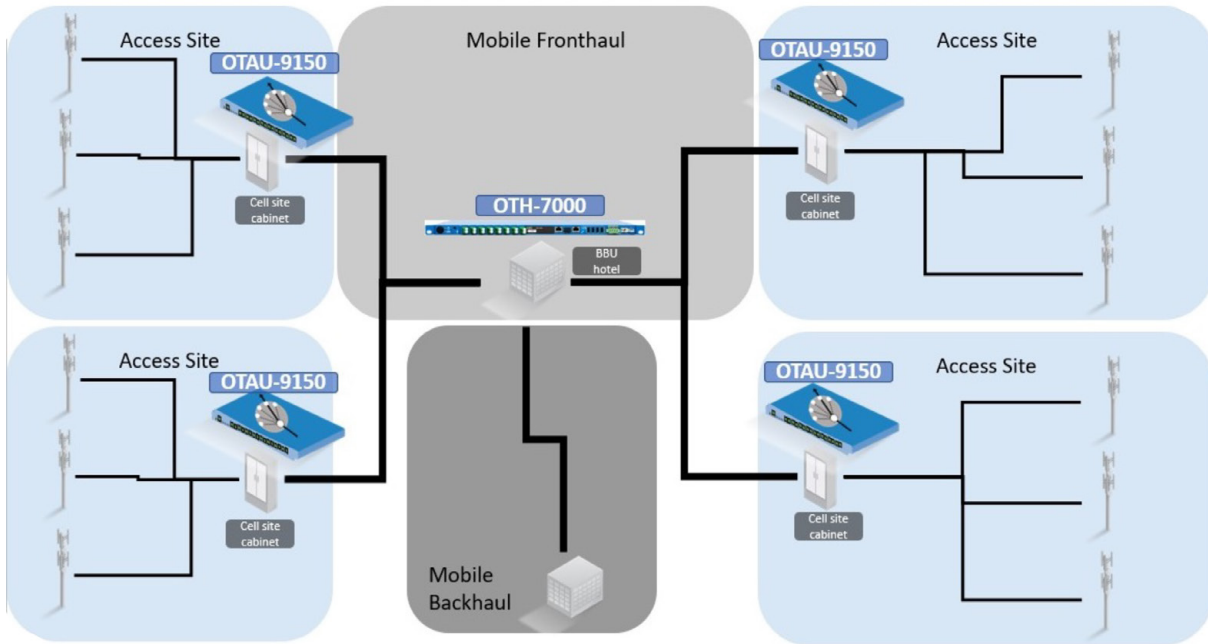
The OTAU-9150 remote optical test access unit is made for street cabinets. It has a small footprint (up to 144 ports in a 1/2 U rackmount space). It is compact enough to fit in any remote cabinet with all the connectivity on the front panel (e.g., connectors, power supply, communication port).

Adding the OTAU remote switch in the R-OLT PON monitoring architecture reduces fiber build and fiber monitoring costs by widening the reach of the OTDR test heads when using multiple remote switches in R-OLT cabinets.




## MOBILE NETWORKS APPLICATION

Multiple fronthaul links can be monitored by the OTDR test head from a centralized location (BBU or mobile backhaul). The OTAU-9150 switch can have up to 144 ports and is stackable to support applications ranging from small cells to large BBU deployments. Given the increased number of RRHs within a network, the distances over which they may be spread from the BBU and the fact that each technician takes responsibility for increasing numbers of RRHs, it is more critical than ever to maintain full visibility of the fronthaul network from a centralized location.



## SPECIFICATIONS



- 1 Power button
- 2 Power LED
- 3 System status LED
- 4 Optical input port
- 5 Optical output ports (4, 16, 32, 64, 96, 144)
- 6 Ethernet ports
- 7 SFP port (SFP not included)
- 8 USB 2.0 port
- 9 -48VDC dual feed input
- 10 Ground hug
- 11 Removable rackmount brackets

### OPTICAL SPECIFICATIONS

Parameter	Minimum	Typical	Maximum
Crosstalk (dB) <sup>a</sup>		-50	
Back reflection (dB) <sup>a</sup>		-45	
Switching time (ms) <sup>b</sup>		300	
Durability (cycles)		2.5 billion	
Fiber type	9/125 μm singlemode fiber		
<b>Model without internal WDM</b>			
Insertion loss at 1550 and 1650 nm (dB) <sup>c</sup>		1	
Connector type	Input	LC-APC	
	Output	LC-APC	
	4 and 16 port model	MPO-APC (16 fibers populated onto a standard MPO 24-fiber ferrule)	
	32 and 64 port model	MPO-APC (24 fibers populated onto a standard MPO 24-fiber ferrule)	
	96 and 144 port model		

### ELECTRICAL SPECIFICATIONS

Latching type	Non-latching
Dual feed power supply	-48VDC 2A (ordering option: external AC-DC adapter for AC operation)
Operating power consumption	~1 W






a. Measured at 1650 nm.

b. Excluding network latency.

c. Measured at 23 °C ± 5 °C, not including input and output connectors for LC/APC models. For MPO models, 1.5 dB (typical).

d. Measured at 23 °C ± 5 °C, not including input and output of MPO connectors.

GENERAL SPECIFICATIONS	
Chassis size	½ U, rackmount chassis (19")
Size (H × W × D)	22 mm (½ U) × 440 mm × 220 mm (7/8 in × 17 5/16 in × 8 11/16)
Weight	1.4 kg (3.1 lb)
Temperature	Operating <sup>a</sup> –10 °C to 55 °C (14 °F to 131 °F) Storage <sup>b</sup> –40 °C to 70 °C (–40 °F to 158 °F)
Optical connector location	Front panel
Wired network interfaces	2 × 10/100/1000 Base-T Ethernet IP-V4 and V6 (network and management interfaces) 1 × SFP (network interface)
Accessories included	• Instruction manual (hard copy) • ½ U rackmount brackets (19" or ETSI) (kit of 2)

REGULATORY	
Certification marks	    
EMC/EMI	ETSI/EN 300 386
Electrical safety	IEC/EN 61010-1, USA/UL 61010-1, CSA/UL 61010-1
NEBS	GR-1089, GR-63, Verizon VZ.NEBS.TE.NPI.2004.015, Verizon VZ.TPR.9305, ATIS-0600319.2014 section 10.1
ETSI	IEC 300019, IEC 60068, IEC 300753, IEC 300386 EN 300 019 (Environmental condition Class 3.3 for telecommunication equipment in cabinets for temperatures up to 55 °C)

- a. With less than 80% relative humidity, non-condensing.
- b. With less than 95% relative humidity, non-condensing.

### ORDERING INFORMATION

**OTAU-9150-XX-XX-XX**

**Port count**

- 1-04-B-104 = 4 ports – LC/APC connector
- 1-16-B-104 = 16 ports – LC/APC connector
- 1-32-B-MPO16 = 32 ports – MPO connector
- 1-64-B-MPO16 = 64 ports – MPO connector
- 1-96-B-MPO24 = 96 ports – MPO connector
- 1-144-B-MPO24 = 144 ports – MPO connector

**Rackmount option**

- RK19-HALFU = ½ U rackmount kit (19-inch rack)
- RKET-HALFU = ½ U rackmount kit (ETSI)

**Power**

- AC = External 100-240 VAC converter with power cord
- DC = Internal DC 48V power supply

Example: OTAU-9150-1-32-B-MPO16-DC-RK19-HALFU

**EXFO headquarters** T +1 418 683-0211 **Toll-free** +1 800 663-3936 (USA and Canada)

EXFO serves over 2000 customers in more than 100 countries. To find your local office contact details, please go to [www.EXFO.com/contact](http://www.EXFO.com/contact).

For the most recent patent marking information, please visit [www.EXFO.com/patent](http://www.EXFO.com/patent). EXFO is certified ISO 9001 and attests to the quality of these products. EXFO has made every effort to ensure that the information contained in this specification sheet is accurate. However, we accept no responsibility for any errors or omissions, and we reserve the right to modify design, characteristics and products at any time without obligation. Units of measurement in this document conform to SI standards and practices. In addition, all of EXFO's manufactured products are compliant with the European Union's WEEE directive. For more information, please visit [www.EXFO.com/recycle](http://www.EXFO.com/recycle). **Contact EXFO for prices and availability or to obtain the phone number of your local EXFO distributor.**

For the most recent version of this spec sheet, please go to [www.EXFO.com/specs](http://www.EXFO.com/specs).

In case of discrepancy, the web version takes precedence over any printed literature.

